



Office of the Principal  
**RANGAPARA COLLEGE, RANGAPARA**

বঙাপৰা মহাবিদ্যালয়, বঙাপৰা

(Affiliated to Gauhati University UGC Recognised under 2(f) & 12 (B)  
P.O. - Rangapara, Dist - Sonitpur 784 505

**Dr. Ranjan Kalita**, M.A. MMC, Ph.D  
Principal  
&  
Research Supervisor, G.U.

94351 80914  
99543 87 932

### SUMMARY OF THE STUDENT SATISFACTION SURVEY 2020-21, December

357 responses were received during the 2020-21 (December) 2021 feedback. Among the responses, 83.2% Arts, 9.5% Commerce and 7.3% Science students responded to the feedback. 42.9% male and 57.1% female students responded in the survey.

As per the responses, 44.5% students responded that 70% to 100% syllabus was covered in the class. Almost 8.4% of students think that less than 30% of the syllabus gets completed. 88% students were satisfied with teacher's preparation for the class. 2% of students felt that teachers won't teach students at all. 94.6% students responded that communication skill of the teachers is satisfactory. 2.5% students felt that teacher's communication is very poor. 98.6% felt that the teaching approach was satisfactory whereas 0.6% of students think that the teacher's approach to teaching is poor. 89.9% acknowledged that class tests and internal evaluations are done in the class whereas 10.1% were disagreed with the statement. 75.9% students responded that discussion of assignments was done with the students and 3.4% felt that teachers never discuss these matters with them. 54.9% students felt that field visits, internships are organized by the college regularly and student's exchanges were done whereas 6.4% of students feel that it is not done at all. 77.6% of students felt that the teaching and mentoring process in the institution facilitates cognitive social and emotional growth whereas 2.8% students felt that it does not facilitate the growth process. 83.2% agreed that the Institution provided multiple opportunities to learn and grow but 0.6% strongly disagrees. 82.3% Teachers inform about course outcomes and programme outcomes usually and every time whereas 2.8% felt that they are never informed about such things. 75.4% students felt that the mentor does a necessary follow up with the tasks assigned to the students and 5.6% felt that they do not have a mentor. 84.6% of teachers illustrate the concepts through examples and applications. 2.5% never uses the above techniques. 82.6% of teachers identify the strength and encourage by providing the right level of challenges whereas 1.4% students felt that they were not provided with necessary challenges. 82.9% teachers were unable to identify weaknesses and help you to overcome them every time and 2.5% feel that teachers are unable to identify their weaknesses. To the question whether the institution makes effort to engage students in the monitoring, review and continuous quality improvement of the

  
(Dr. Ranjan Kalita)  
Principal  
Rangapara College

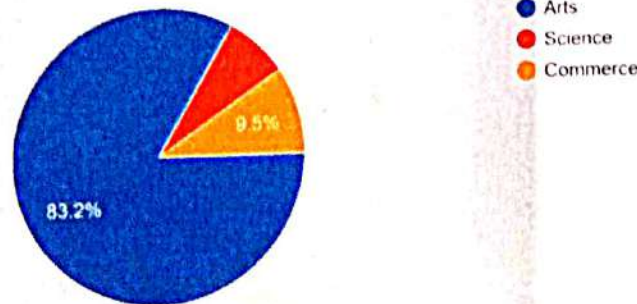
teaching learning process, 83.7% feel that the institution makes an effort to engage students in the monitoring, review and continuous quality improvement of the teaching learning process whereas 0.6 strongly disagrees. 76.7 felt that the institute/teachers use student centric methods, such as experiential learning, participative learning and problem solving methodologies for enhancing learning experiences whereas 2.5% felt that they do not use at all. 83.8% Teachers encourages participating in extracurricular activities whereas 1.1% students disagreed with statement. 81.8% feel that efforts are made by the institute/teachers to inculcate soft skills, life skills and employability skills to make you ready for the world of work. On the other hand 3.9% disagreed with the statement. 75.4% of teachers use ICT tools such as LCD projector, Multimedia, online tools (Zoom, Google meet) etc. while teaching moderate to a great extent whereas 3.9% students felt that they do not use it.

Recommendations and suggestions:

1. The authority should take necessary steps to monitor syllabus completed.
2. Indoor stadium should be upgraded.

## REPORT OF STUDENT SATISFACTION SURVEY DECEMBER, 2021

Stream  
357 responses

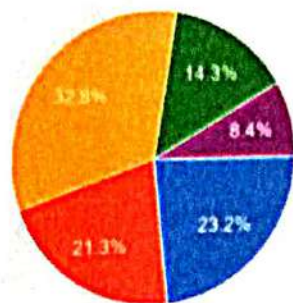


  
(Dr. Ranjan Kalita)  
Principal  
Rangapara College



5. How much of the syllabus has been covered in the class?

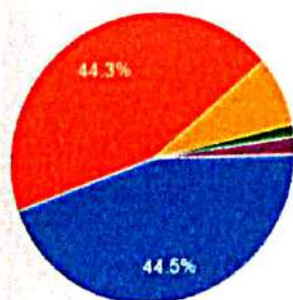
357 responses



- 85-100%
- 70-84%
- 55-69%
- 30-54%
- Below 30%

6. How well did the teachers prepare for the classes?

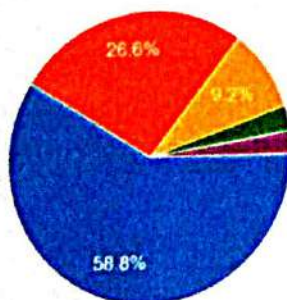
357 responses



- Thoroughly
- Satisfactorily
- Poorly
- Indifferently
- Won't teach at all

7. How well were the teachers able to communicate?

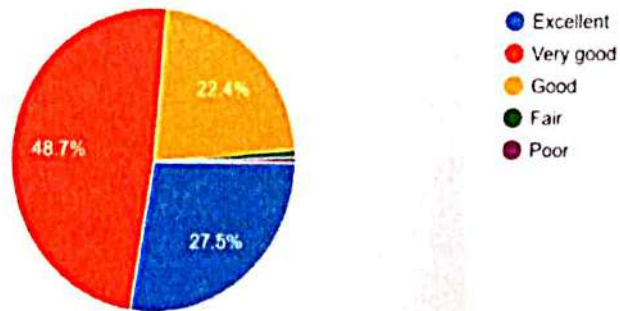
357 responses



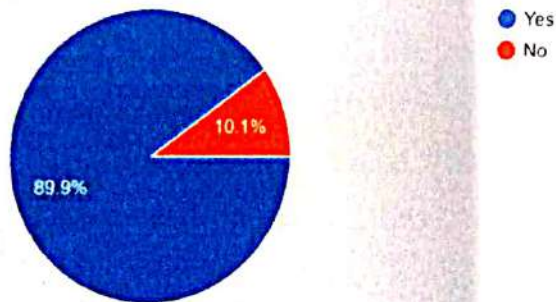
- always effective
- sometimes effective
- Just satisfactory
- Generally ineffective
- Very poor communication

(Dr. Ranjan Kalita)  
Principal  
Rangapara College

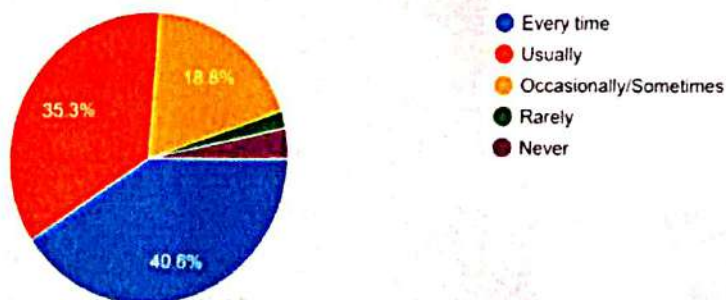
8. The teacher's approach to teaching can best be described as  
357 responses



9. Were class tests and internal evaluations conducted in the class?  
357 responses



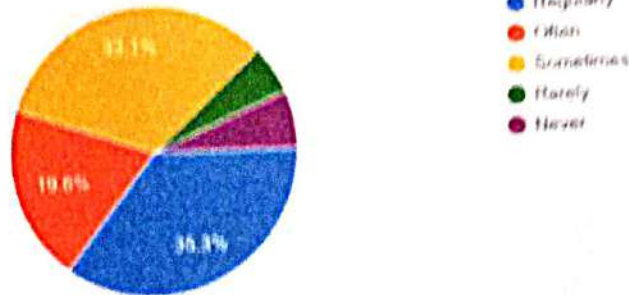
10. Was your performance in assignments discussed with you?  
357 responses



  
(Dr. Ranjan Kalita)  
Principal  
Rangapara College

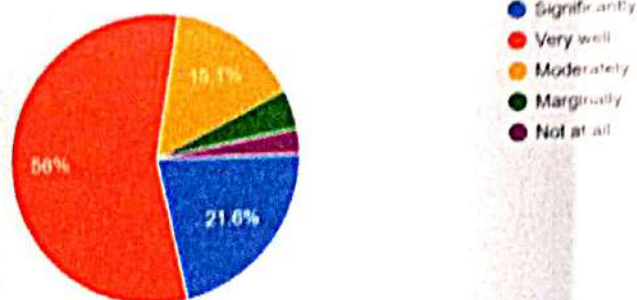
11. The institute takes active interest in promoting internship, student exchange, field visit opportunities for students.

357 responses



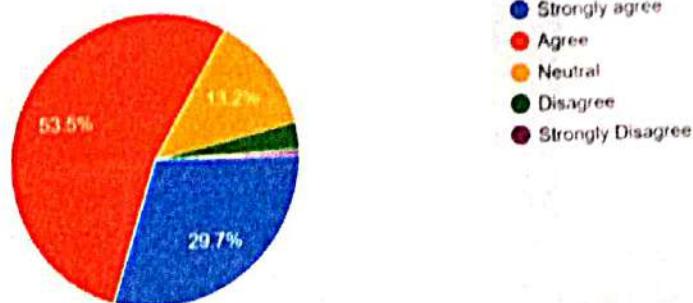
12. The teaching and mentoring process in your institution facilitates you in cognitive, social and emotional growth.

357 responses



13. The institution provides multiple opportunities to learn and grow.

357 responses

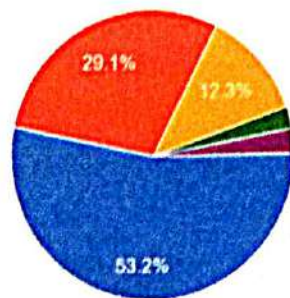


  
 (Dr. Ranjan Kalita)  
 Principal  
 Rangapara College



14. Teachers inform you about your expected competencies, course outcomes and programme outcomes.

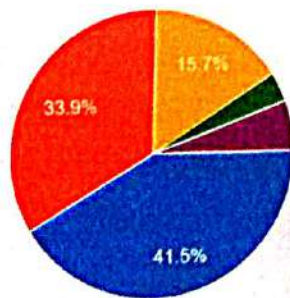
357 responses



- Every time
- Usually
- Occasionally/Sometimes
- Rarely
- Never

15. Your mentor does a necessary follow-up with an assigned task to you.

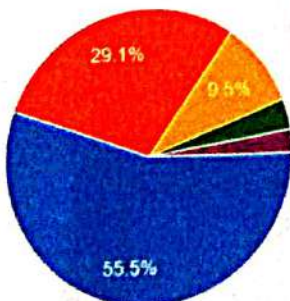
357 responses



- Every time
- Usually
- Occasionally/Sometimes
- Rarely
- I don't have a mentor

16. The teachers illustrate the concepts through examples and applications.

357 responses

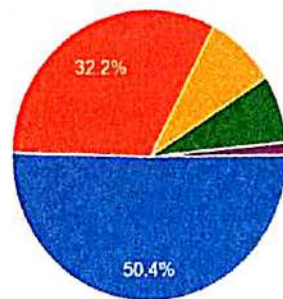


- Every time
- Usually
- Occasionally/Sometimes
- Rarely
- Never

  
(Dr. Ranjan Kalita)  
Principal  
Rangapara College

17. The teachers identify your strengths and encourage you with providing right level of challenges.

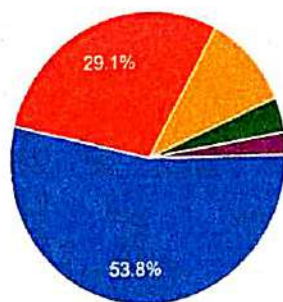
357 responses



- Fully
- Reasonably
- Partially
- Slightly
- Unable to

18. Teachers are able to identify your weaknesses and help you to overcome them.

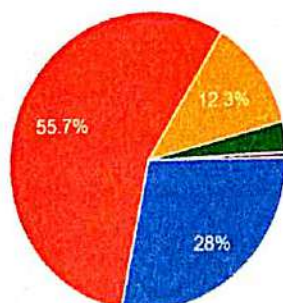
357 responses



- Every time
- Usually
- Occasionally/Sometimes
- Rarely
- Never

19. The institution makes effort to engage students in the monitoring, review and continuous quality improvement of the teaching learning process.

357 responses

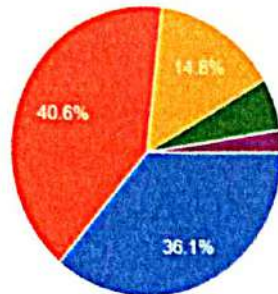


- Strongly agree
- Agree
- Neutral
- Disagree
- Strongly disagree

  
(Dr. Ranjan Kalita)  
Principal  
Rangapara College

20. The institute/teachers use student centric methods, such as experiential learning, participative learning and problem solving methodologies for enhancing learning experiences.

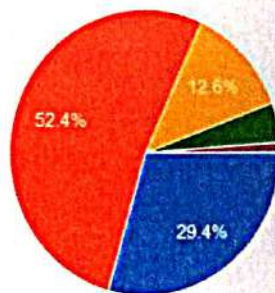
357 responses



- To a great extent
- Moderate
- Somewhat
- Very little
- Not at all

21. Teachers encourage you to participate in extra curricular activities.

357 responses



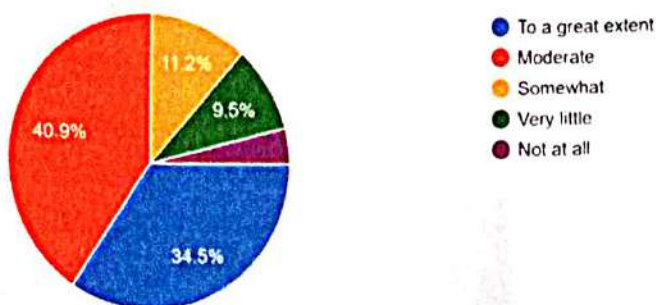
- Strongly agree
- Agree
- Neutral
- Disagree
- Strongly disagree

*WL*  
(Dr. Ranjan Kalita)  
Principal  
Raigapara College



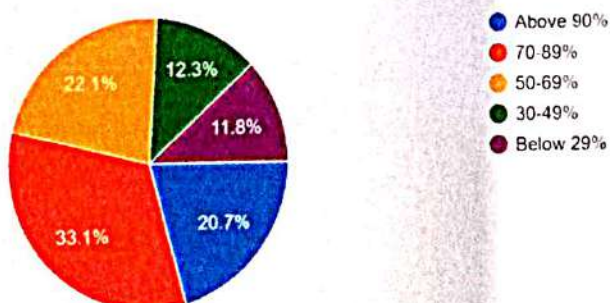
22. Efforts are made by the institute/teachers to inculcate soft skills, life skills and employability skills to make you ready for the world of work.

357 responses



23. What percentage of teachers use ICT tools such as LCD projector, Multimedia, online tools (Zoom, Google meet) etc. while teaching.

357 responses



*(Signature)*  
 (Dr. Ranjan Kalita)  
 Principal  
 Rangapara College

24. The overall quality of teaching-learning process in your institute is very good.  
357 responses



- Strongly agree
- Agree
- Neutral
- Disagree
- Strongly disagree

Principal  
Rangapara College